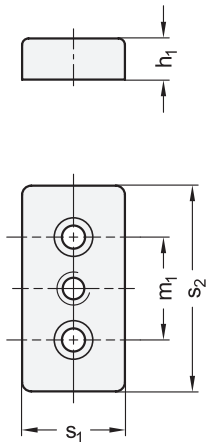
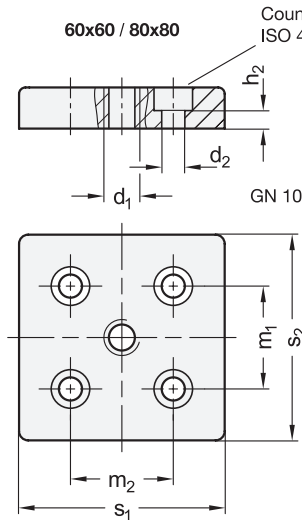


30x60 / 40x80



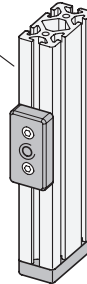
60x60 / 80x80



Countersink for socket cap screw ISO 4762

Application example

GN 10i / GN 11i



5 Type

A Without screws

1 s <sub>1</sub>	2 s <sub>2</sub>	3 n	4 d <sub>1</sub>	d <sub>2</sub> For screw	h <sub>1</sub>	h <sub>2</sub>	m <sub>1</sub>	m <sub>2</sub>	Grid size
30	60	6	M 8 M 10	M 6	12	5	30	-	30
40	80	8	M 10 M 12	M 8	16	6,5	40	-	40
60	60	6	M 10 M 12	M 6	12	5	30	30	30
80	80	8	M 12 M 16	M 8	16	6,5	40	40	40

Specification

- Zinc die casting, black
- RoHS

6 ZS

Accessory

- T-Nuts GN 50i → Page QVX

Information

Transport and base plates GN 80i affix attachments such as leveling feet or castors to aluminum profiles.

They are installed in the profile holes on the end faces using suitably tapped threaded holes or thread-forming screws. Transport and base plates can also be fastened lengthwise in the profile slot.

see also...

- Aluminum Profiles GN 10i (Profile Type Light) → Page QVX
- Aluminum Profiles GN 10i (Profile Type Heavy) → Page QVX
- Aluminum Profiles GN 11i (with Partially Closed Slots) → Page QVX

How to order	
1	s <sub>1</sub>
2	s <sub>2</sub>
3	n
4	d <sub>1</sub>
5	Type
6	Material / Color

**GN 80i-4080 8 M10-A-ZS**



## Assembly Instructions / Profile Machining

