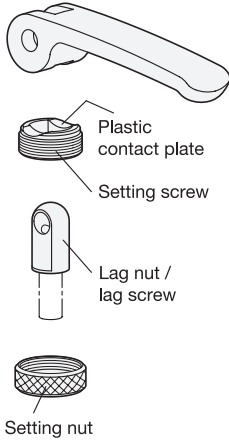
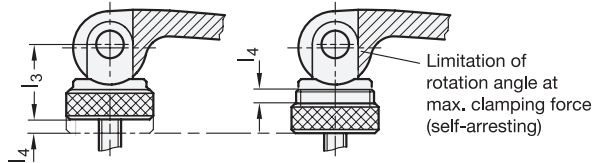


Constructional features (Type A)

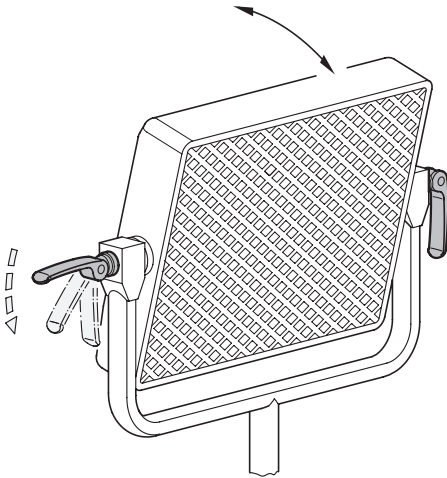


l_4 adjustable by the setting screw for optimum clamping force at the preferred lever position.

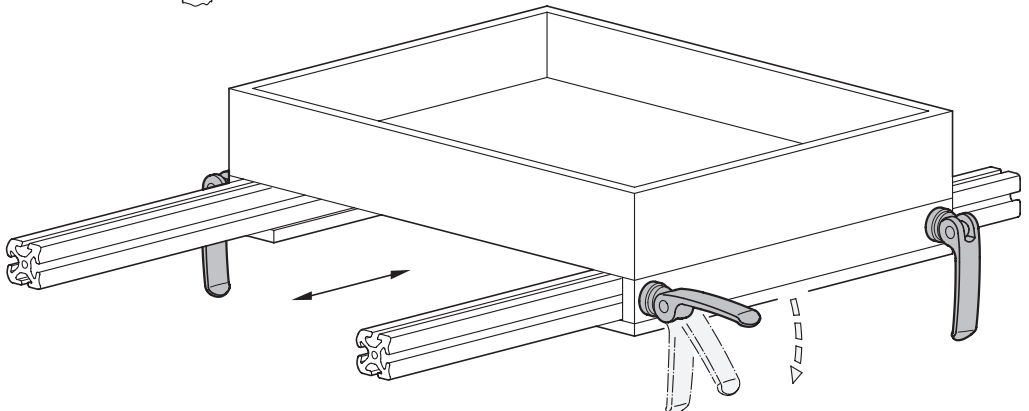


l_4 must not be exceeded. Otherwise there is the risk that the positioning thread can no longer absorb the clamping force or may be damaged.

Application examples



Lighting tripod, camera tripod or speaker tripod etc. with tilt adjustment



Shelf tray or storage tray etc. with linear adjustment

1.1
1.2
1.3
1.4
2.1
2.2
2.3
2.4