









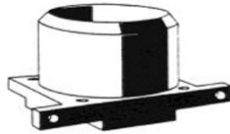

	E250 A	Bolt M8x160 with Nut & 2 Washers	4	4	4	4	4	4
	E252 A	Upper Housing						
	E1254	Screw M6x10 with Washer				1		1
	E255	Support Disc - Upper						1
	E256	Gasket Seal				1		
	E258 A	Diaphragm				1		
	E259	Piston Support						
	E260	Pusher Rod					1	
	E261	Flange			1			1
	E262	Bolt M5x12 with Spring Washer			3		3	3
	E264	Spring			1			
	E265	Guide Bush D20x26xL15	1	1			1	
	E270 A	Lower Housing	1					
	E265	Guide Bush D20x26xL15	1	1			1	